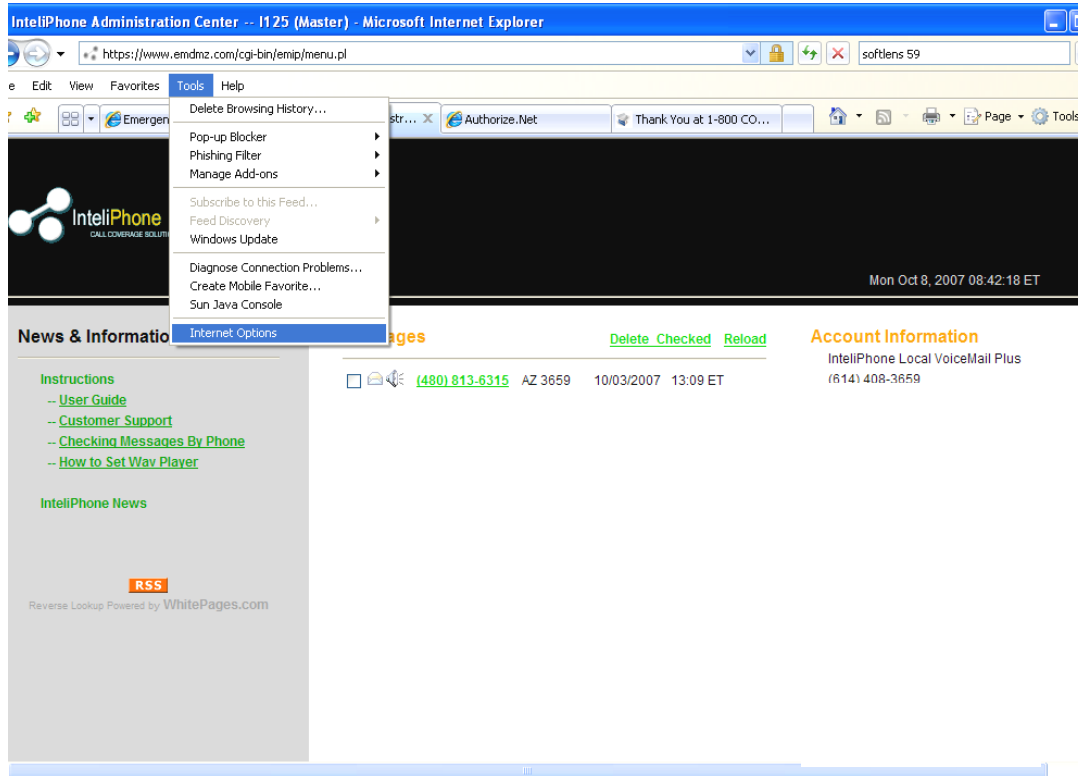


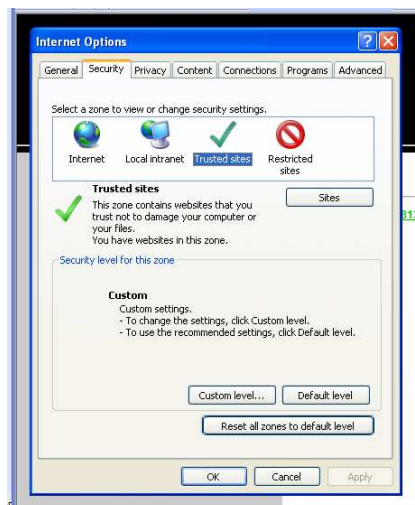
# Can't Play Messages Over the Web?

If you are unable to play voice messages over the web, one possible solution is to make IntelliPhone and your IntelliPhone VoiceMail server 'Trusted Internet' sites. To add IntelliPhone services as a Trusted Internet site, complete the following steps:

1. Open Internet Explorer and select 'Tools', 'Internet Options'



2. Click the Security tab and the 'Trusted Sites' check symbol. Then click the 'Sites' button.

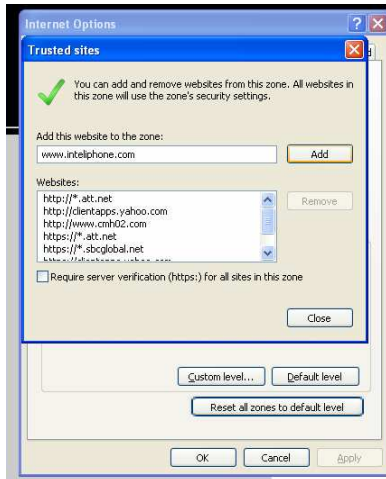


## Can't Play Messages Over the Web?

3. Add the following two websites to your 'Trusted Sites' zone:

[www.inteliphone.com](http://www.inteliphone.com)

[www.emdmz.com](http://www.emdmz.com)



4. Enter both sites one at a time, then click 'Add'. Once you've entered both, verify that both appear in the list of Websites. When finished, click 'Close' then 'OK'.